

Search:  **NIFTY** BANKNIFTY FINNIFTY

**Add New** Short Iron Condor

**Nifty Short Iron Condor**


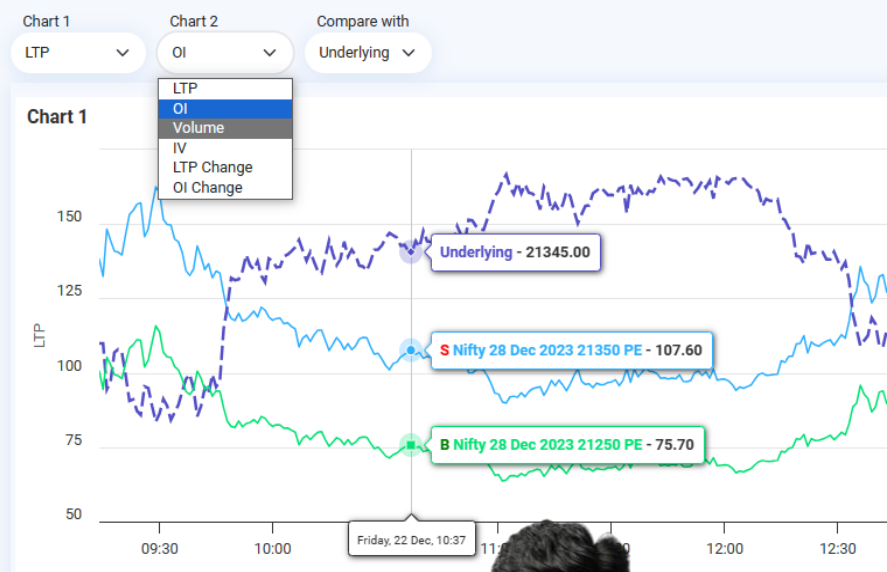
- S 1 X Nifty 28 Dec 2023 21450 CE
- S 1 X Nifty 28 Dec 2023 21250 PE
- B 1 X Nifty 28 Dec 2023 21550 CE
- B 1 X Nifty 28 Dec 2023 21150 PE

**Nifty Bull Put Spread**

- S 1 X Nifty 28 Dec 2023 21350 PE
- B 1 X Nifty 28 Dec 2023 21250 PE

**Nifty Bull Call Spread**

- B 1 X Nifty 28 Dec 2023 21350 CE



# India's first, **Advanced Options Analysis Platform**

**White Label Solution**  
available for brokers

## Plans for Individuals

**Lifetime FREE**

- ❖ Search Results
- ❖ Strategy Builder with Simulation
- ❖ Option Chain, Heatmap+Buildup, Option Scans, Pivot Points, Arbitrage Screener
- ❖ Market Pulse (19 Reports)

**PRO Plan**

- ❖ All included in Free plan
- ❖ Special Options Analysis (7 Reports)
- ❖ IV Analysis (4 Reports)
- ❖ Intraday Analysis (5 Reports)
- ❖ Other Special Reports (5 Reports)
- ❖ Directional Strategy
- ❖ Spreads (4 Screeners)
- ❖ Straddle & Strangles (4 Screeners)
- ❖ Butterfly Strategies (4 Screeners)


Monthly - ₹200/- Annual - ₹1800/- **25% Discount**

**PRO** subscription

**3 Months Free Trial**

Offer valid from 1st Jan to 31st Jan 2024

Login with your broker **Coming Soon**



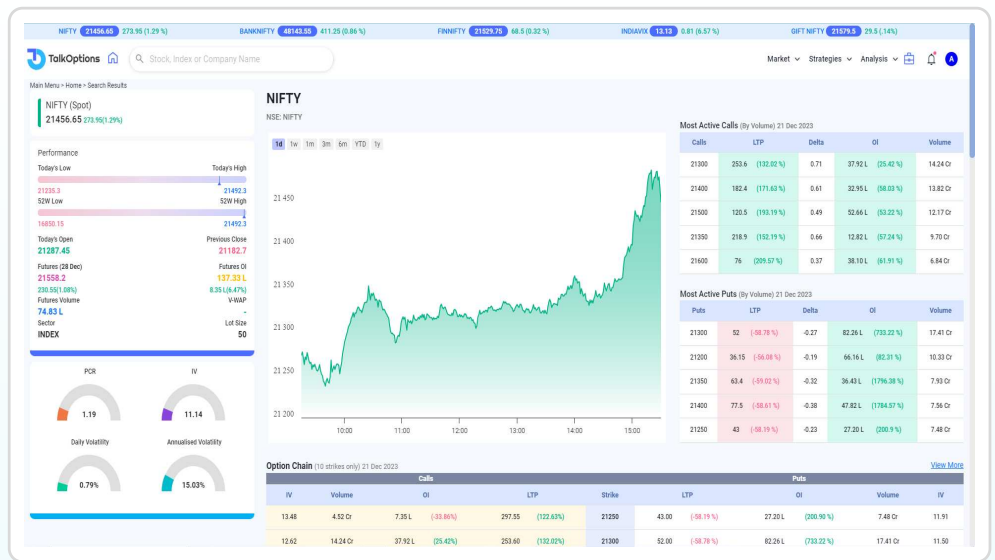


# TalkOptions

Options ka search engine

Visit our website  
[web.talkoptions.in](http://web.talkoptions.in)

Claim your free account today!



## Strategies and analysis reports helps you to take informed decisions

### Analysis

- Option Chain
- Max Pain
- IV Screener
- Intraday Buildup
- Open Interest
- Multistrike OI
- IV Skew Analysis
- intraday IV
- Change In OI
- Option Scans
- IV Historical Analysis
- Straddle Chart
- PCR
- Calendar Spread Chain
- IV Rank & Percentile
- & Many More

### Strategies Screener

- Bull Call Debit Spread
- Bear Put Credit Spread
- Short Strangle
- Long Call Butterfly
- Bull Put Debit Spread
- Short Straddle
- Long Strangle
- Short Put Butterfly
- Bear Call Credit Spread
- Long Straddle
- Short Call Butterfly
- & Many More

### Market Reports

- Adv/Dec Distribution
- Gainers & Losers
- Highs & Lows
- Most Active Value & Volume
- Sectorial Analysis
- Out & Under Performers
- 5 Days Up & Down
- Bulk/Block Deals
- Adv/Dec Heatmap
- Only Buyers & Sellers
- & Many More